

Chapter 6

FINANCIAL STATEMENTS

VALUES SPREAD

SUCCESS AHEAD

109	Statement of the Executive Board
111	Independent auditors' report
112	Consolidated balance sheet
114	Consolidated income statement
115	Consolidated cash flow statement
116	Notes to the consolidated financial statements



PETROVIETNAM FERTILIZER AND CHEMICALS CORPORATION – JSC

(Incorporated in the Socialist Republic of Vietnam)

AUDITED CONSOLIDATED FINANCIAL STATEMENTS

FOR THE YEAR ENDED 31 December 2023

CONTENTS	PAGE(S)
STATEMENT OF THE EXECUTIVE BOARD	109 - 110
INDEPENDENT AUDITORS' REPORT	111
CONSOLIDATED BALANCE SHEET	112 - 113
CONSOLIDATED INCOME STATEMENT	114
CONSOLIDATED CASH FLOW STATEMENT	115
NOTES TO THE CONSOLIDATED FINANCIAL STATEMENTS	116 - 151

STATEMENT OF THE EXECUTIVE BOARD

The Executive Board of PetroVietnam Fertilizer and Chemicals Corporation - JSC (the "Corporation") presents this report together with the Corporation's consolidated financial statements for the year ended 31 December 2023.

THE BOARD OF DIRECTORS, THE EXECUTIVE BOARD AND BOARD OF SUPERVISORS

The members of the Board of Directors, the Executive Board and Board of Supervisors of the Corporation during the year and to the date of this report are as follows:

Board of Directors

Mr. Hoang Trong Dung	Chairman (resigned on 27 October 2023) Member
Mr. Nguyen Ngoc Anh	Member in charge of BOD (appointed on 27 October 2023) Member (appointed on 27 June 2023)
Mr. Duong Tri Hoi	Member
Mr. Trinh Van Khiem	Member
Mr. Le Cu Tan	Member (resigned on 27 June 2023)
Mr. Ho Quyet Thang	Non-executive Member (appointed on 27 June 2023)
Mr. Louis T.Nguyen	Non-executive Member (resigned on 27 June 2023)

Executive Board

Mr. Phan Cong Thanh	Chief Executive Officer (appointed on 25 January 2024)
Mr. Le Cu Tan	Chief Executive Officer (resigned on 27 October 2023)
Mr. Dao Van Ngoc	Executive Officer in charge of Executive Board (appointed on 27 October 2023 and resigned on 25 January 2024) Executive Officer
Ms. Tran Thi Phuong Thao	Executive Officer
Mr. Cao Trung Kien	Executive Officer
Mr. Ta Quang Huy	Executive Officer
Mr. Le Van Quoc Viet	Executive Officer (retired on 05 May 2023)
Ms. Le Thi Thu Huong	Executive Officer (resigned on 15 August 2023)

Board of Supervisors

Mr. Huynh Kim Nhan	Head of Board of Supervisors
Mr. Luong Phuong	Member
Ms. Tran Thi Phuong	Member (appointed on 27 June 2023)
Mr. Le Vinh Van	Member (resigned on 27 June 2023)

STATEMENT OF THE EXECUTIVE BOARD (Continued)

THE EXECUTIVE BOARD'S STATEMENT OF RESPONSIBILITY

The Executive Board of the Corporation is responsible for preparing the consolidated financial statements, which give a true and fair view of the consolidated financial position of the Corporation as at 31 December 2023, and its consolidated financial performance and its consolidated cash flows for the year then ended in accordance with Vietnamese Accounting Standards, accounting regime for enterprises and legal regulations relating to consolidated financial reporting. In preparing these consolidated financial statements, the Executive Board is required to:

- » select suitable accounting policies and then apply them consistently;
- » make judgments and estimates that are reasonable and prudent;
- » state whether applicable accounting principles have been followed, subject to any material departures disclosed and explained in the consolidated financial statements;
- » prepare the consolidated financial statements on the going concern basis unless it is inappropriate to presume that the Corporation will continue in business; and
- » design and implement an effective internal control system for the purpose of properly preparing and presenting the consolidated financial statements so as to minimize errors and frauds.

The Executive Board of the Corporation is responsible for ensuring that proper accounting records are kept, which disclose, with reasonable accuracy at any time, the consolidated financial position of the Corporation and that the consolidated financial statements comply with Vietnamese Accounting Standards, accounting regime for enterprises and legal regulations relating to consolidated financial reporting. The Executive Board is also responsible for safeguarding the assets of the Corporation and hence for taking reasonable steps for the prevention and detection of frauds and other irregularities.

The Executive Board confirms that the Corporation has complied with the above requirements in preparing these consolidated financial statements.

For and on behalf of the Executive Board,



Tran Thi Phuong Thao
Executive Officer

(According to the Authorization Letter of the Chief Executive Officer
No. 45/UQ-PBHC dated 07 March 2024)

08 March 2024
Ho Chi Minh City, S.R. Vietnam

INDEPENDENT AUDITORS' REPORT

No:0495/VN1A-HN-BC

**TO: THE SHAREHOLDERS
THE BOARD OF DIRECTORS AND THE EXECUTIVE BOARD
PETROVIETNAM FERTILIZER AND CHEMICALS CORPORATION - JSC**

We have audited the accompanying consolidated financial statements of PetroVietnam Fertilizer and Chemicals Corporation - JSC (the "Corporation") prepared on 08 March 2024, as set out from page 112 to page 151, which comprise the consolidated balance sheet as at 31 December 2023, the consolidated statement of income, the consolidated statement of cash flows for the year then ended, and a summary of significant accounting policies and other explanatory information.

MANAGEMENT'S RESPONSIBILITY FOR THE CONSOLIDATED FINANCIAL STATEMENTS

Management is responsible for the preparation and fair presentation of these consolidated financial statements in accordance with Vietnamese Accounting Standards, accounting regime for enterprises and legal regulations relating to consolidated financial reporting and for such internal control as management determines is necessary to enable the preparation of the consolidated financial statements that are free from material misstatement, whether due to fraud or error.

AUDITORS' RESPONSIBILITY

Our responsibility is to express an opinion on these consolidated financial statements based on our audit. We conducted our audit in accordance with Vietnamese Standards on Auditing. Those standards require that we comply with ethical requirements and plan and perform the audit to obtain reasonable assurance about whether the consolidated financial statements are free from material misstatement.

An audit involves performing procedures to obtain audit evidence about the amounts and disclosures in the consolidated financial statements. The procedures selected depend on the auditors' judgment, including the assessment of the risks of material misstatement of the consolidated financial statements, whether due to fraud or error. In making those risk assessments, the auditors consider internal control relevant to the Corporation's preparation and fair presentation of the consolidated financial statements in order to design audit procedures that are appropriate in the circumstances, but not for the purpose of expressing an opinion on the effectiveness of the Corporation's internal control. An audit also includes evaluating the appropriateness of accounting policies used and the reasonableness of accounting estimates made by management, as well as evaluating the overall presentation of the consolidated financial statements.

We believe that the audit evidence we have obtained is sufficient and appropriate to provide a basis for our audit opinion.

OPINION

In our opinion, the consolidated financial statements present fairly, in all material respects, the consolidated financial position of the Corporation as at 31 December 2023, and its consolidated financial performance and its consolidated cash flows for the year then ended in accordance with Vietnamese Accounting Standards, accounting regime for enterprises and legal regulations relating to consolidated financial reporting.



Khuc Thi Lan Anh
Deputy General Director
Audit Practising Registration Certificate
No. 0036-2023-001-1

DELOITTE VIETNAM AUDIT COMPANY LIMITED

08 March 2024
Hanoi, S.R. Vietnam

Nguyen Thi Ngan
Auditor
Audit Practising Registration Certificate
No. 5248-2020-001-1

CONSOLIDATED BALANCE SHEET

As at 31 December 2023

FORM B 01-DN/HN
 Issued under Circular No. 202/2014/TT-BTC
 dated 22 December 2014 of the Ministry of Finance

Unit: VND

ASSETS	Codes	Notes	Closing balance	Opening balance
A. CURRENT ASSETS	100		9,565,106,752,268	13,578,923,480,222
I. Cash and cash equivalents	110	4	1,241,561,362,115	2,083,841,053,069
1. Cash	111		574,781,435,783	307,981,912,328
2. Cash equivalents	112		666,779,926,332	1,775,859,140,741
II. Short-term financial investments	120		5,385,000,000,000	6,880,000,000,000
1. Held-to-maturity investments	123	5	5,385,000,000,000	6,880,000,000,000
III. Short-term receivables	130		642,215,358,351	458,327,989,385
1. Short-term trade receivables	131	6	432,251,479,566	234,657,477,739
2. Short-term advances to suppliers	132	7	56,288,686,447	90,137,615,251
3. Other short-term receivables	136	8	377,802,561,892	366,959,646,684
4. Provision for short-term doubtful debts	137	9	(224,127,369,554)	(233,426,873,759)
5. Deficits in assets awaiting solution	139		-	123,470
IV. Inventories	140	10	1,910,840,607,214	3,871,453,604,350
1. Inventories	141		1,942,109,074,750	4,010,984,671,397
2. Provision for devaluation of inventories	149		(31,268,467,536)	(139,531,067,047)
V. Other short-term assets	150		385,489,424,588	285,300,833,418
1. Short-term prepayments	151	11	33,978,366,057	20,104,181,210
2. Value added tax deductibles	152		310,224,881,046	256,414,054,424
3. Taxes and other receivables from the State budget	153	16	41,286,177,485	8,782,597,784
B. NON-CURRENT ASSETS	200		3,744,153,277,315	4,119,872,255,554
I. Long-term receivables	210		876,100,000	1,154,100,000
1. Other long-term receivables	216	8	876,100,000	1,154,100,000
II. Fixed assets	220		2,988,445,788,293	3,254,819,127,727
1. Tangible fixed assets	221	13	2,154,198,652,529	2,434,307,412,659
- Cost	222		11,574,815,724,954	11,487,943,997,171
- Accumulated depreciation	223		(9,420,617,072,425)	(9,053,636,584,512)
2. Intangible assets	227	14	834,247,135,764	820,511,715,068
- Cost	228		1,182,099,652,534	1,156,764,897,293
- Accumulated amortisation	229		(347,852,516,770)	(336,253,182,225)
III. Investment property	230	15	190,456,645,571	200,140,392,532
- Cost	231		317,953,542,202	317,953,542,202
- Accumulated depreciation	232		(127,496,896,631)	(117,813,149,670)
IV. Long-term assets in progress	240		261,326,265,034	218,938,454,705
1. Construction in progress	242	17	261,326,265,034	218,938,454,705
V. Long-term financial investments	250		33,359,983,256	41,768,055,625
1. Investments in joint-ventures, associates	252	18	29,759,983,256	29,279,430,994
2. Equity investments in other entities	253	5	20,502,000,000	20,502,000,000
3. Provision for impairment of long-term financial investments	254	5	(16,902,000,000)	(8,013,375,369)
VI. Other long-term assets	260		269,688,495,161	403,052,124,965
1. Long-term prepayments	261	11	57,616,661,429	41,988,497,354
2. Deferred tax assets	262	12	59,981,494,127	187,897,314,223
3. Long-term reserved spare parts	263	10	129,152,858,473	150,228,832,256
4. Other long-term assets	268		22,937,481,132	22,937,481,132
TOTAL ASSETS (270=100+200)	270		13,309,260,029,583	17,698,795,735,776

The accompanying notes are an integral part of these consolidated financial statements




CONSOLIDATED BALANCE SHEET (Continued)

As at 31 December 2023

FORM B 01-DN/HN
 Issued under Circular No. 202/2014/TT-BTC
 dated 22 December 2014 of the Ministry of Finance

Unit: VND

ASSETS	Codes	Notes	Closing balance	Opening balance
C. LIABILITIES	300		1,764,060,255,739	3,681,356,971,208
I. Current liabilities	310		1,484,492,945,240	2,995,517,551,891
1. Short-term trade payables	311	19	768,442,429,490	869,008,139,154
2. Short-term advances from customers	312	20	124,312,355,882	71,911,963,956
3. Taxes and amounts payable to the State budget	313	16	6,127,123,790	296,882,468,676
4. Payables to employees	314		164,498,016,812	219,267,116,813
5. Short-term accrued expenses	315	21	239,514,869,880	802,572,736,521
6. Short-term unearned revenue	318		18,181,819	18,181,819
7. Other current payables	319	22	71,840,876,194	69,965,282,982
8. Short-term loans and obligations under finance leases	320	35	-	202,043,481,704
9. Short-term provisions	321	23	8,176,000,000	375,437,729,910
10. Bonus and welfare funds	322		101,563,091,373	88,410,450,356
II. Long-term liabilities	330		279,567,310,499	685,839,419,317
1. Other long-term payables	337	22	2,219,808,500	3,385,964,000
2. Long-term loans and obligations under finance leases	338	35	-	505,108,697,415
3. Deferred tax liabilities	341		132,540,000,000	132,540,000,000
4. Long-term provisions	342	23	102,177,312,389	-
5. Scientific and technological development fund	343		42,630,189,610	44,804,757,902
D. EQUITY	400		11,545,199,773,844	14,017,438,764,568
I. Owners' equity	410	24	11,545,199,773,844	14,017,438,764,568
1. Owners' contributed capital	411		3,914,000,000,000	3,914,000,000,000
- Ordinary shares carrying voting rights	411a		3,914,000,000,000	3,914,000,000,000
2. Share premium	412		21,179,913,858	21,179,913,858
3. Treasury shares	415		(2,296,824,120)	(2,296,824,120)
4. Investment and development fund	418		4,599,179,502,370	3,497,039,984,859
5. Retained earnings	421		2,838,340,934,833	6,401,099,929,390
- Retained earnings accumulated to the prior year end	421a		2,435,451,267,470	962,657,286,718
- Retained earnings of the current year	421b		402,889,667,363	5,438,442,642,672
6. Non-controlling interests	429		174,796,246,903	186,415,760,581
TOTAL RESOURCES (440=300+400)	440		13,309,260,029,583	17,698,795,735,776

Tran Xuan Thao
 Preparer

Vo Ngoc Phuong
 Chief Accountant

Tran Thi Phuong Thao
 Executive Officer

08 March 2024

The accompanying notes are an integral part of these consolidated financial statements


CONSOLIDATED INCOME STATEMENT


For the year ended 31 December 2023


FORM B 02-DN/HN
Issued under Circular No. 202/2014/TT-BTC
dated 22 December 2014 of the Ministry of Finance

Unit: VND

ITEMS	Codes	Notes	Current year	Prior year
1. Gross revenue from goods sold and services rendered	01		13,719,510,012,331	18,744,713,575,383
2. Deductions	02		150,324,493,920	117,534,031,118
3. Net revenue from goods sold and services rendered (10=01-02)	10	27	13,569,185,518,411	18,627,179,544,265
4. Cost of sales	11	27	11,917,438,631,877	10,788,959,662,813
5. Gross profit from goods sold and services rendered (20=10-11)	20	27	1,651,746,886,534	7,838,219,881,452
6. Financial income	21	29	457,576,170,227	365,063,532,585
7. Financial expenses	22	30	71,157,838,669	85,257,284,733
- In which: Interest expense	23		50,638,299,383	64,787,709,845
8. Share of net profit from joint-ventures, associates	24		2,664,912,263	2,662,097,523
9. Selling expenses	25	31	848,444,338,144	977,707,327,576
10. General and administration expenses	26	31	502,354,622,004	556,278,720,793
11. Operating profit (30=20+(21-22)+24-(25+26))	30		690,031,170,207	6,586,702,178,458
12. Other income	31		11,025,864,376	21,118,924,268
13. Other expenses	32		10,090,505,890	2,239,166,716
14. Profit from other activities (40=31-32)	40		935,358,486	18,879,757,552
15. Accounting profit before tax (50=30+40)	50		690,966,528,693	6,605,581,936,010
16. Current corporate income tax expense	51	32	33,233,788,075	1,129,400,312,150
17. Deferred corporate tax expense/(income)	52	32	127,915,820,096	(108,709,662,383)
18. Net profit after corporate income tax (60=50-51-52)	60		529,816,920,522	5,584,891,286,243
In which:				
18.1 Profit after tax attributable to Parent Company	61		519,466,561,842	5,564,877,377,993
18.2 Profit after tax attributable to non-controlling shareholders	62		10,350,358,680	20,013,908,250
19. Basic earnings per share	70	33	1,030	13,581


 Tran Xuan Thao
Preparer


 Vo Ngoc Phuong
Chief Accountant


 Tran Thi Phuong Thao
Executive Officer

08 March 2024

The accompanying notes are an integral part of these consolidated financial statements


CONSOLIDATED CASH FLOW STATEMENT


For the year ended 31 December 2023


FORM B 03-DN/HN
Issued under Circular No. 202/2014/TT-BTC
dated 22 December 2014 of the Ministry of Finance

Unit: VND

ITEMS	Codes	Current year	Prior year
I. CASH FLOWS FROM OPERATING ACTIVITIES			
1. Profit before tax	01	690,966,528,693	6,605,581,936,010
2. Adjustments for:			
Depreciation and amortisation of fixed assets and investment properties	02	403,299,073,758	514,801,559,639
Provisions	03	(364,604,096,606)	329,374,106,479
Foreign exchange losses arising from translating foreign currency items	04	763,978,887	4,492,199,435
Gain from investing activities	05	(452,967,211,465)	(330,771,138,384)
Interest expense	06	50,638,299,383	64,787,709,845
3. Operating profit before movements in working capital	08	328,096,572,650	7,188,266,373,024
Increase, decrease in receivables	09	(239,668,055,799)	80,003,832,513
Increase, decrease in inventories	10	2,089,951,570,430	(1,258,270,907,215)
Increase, decrease in payables (excluding accrued loan interest and corporate income tax payable)	11	(551,418,283,375)	516,135,552,056
Increase, decrease in prepaid expenses	12	(29,502,348,922)	(21,066,197,693)
Interest paid	14	(76,374,372,520)	(64,435,955,328)
Corporate income tax paid	15	(344,716,043,525)	(1,209,088,866,037)
Other cash outflows	17	(231,522,416,705)	(270,280,230,233)
Net cash generated by operating activities	20	944,846,622,234	4,961,263,601,087
II. CASH FLOWS FROM INVESTING ACTIVITIES			
1. Acquisition and construction of fixed assets and other long-term assets	21	(240,758,232,062)	(77,483,959,653)
2. Proceeds from sale, disposal of fixed assets and other long-term assets	22	906,078,161	2,494,306,734
3. Cash outflow for lending, buying debt instruments of other entities	23	(9,615,000,000,000)	(11,790,000,000,000)
4. Cash recovered from lending, selling debt instruments of other entities	24	11,110,000,000,000	8,365,000,000,000
5. Interest earned, dividends and profits received	27	420,929,990,034	273,435,614,320
Net cash generated by/(used in) investing activities	30	1,676,077,836,133	(3,226,554,038,599)
III. CASH FLOWS FROM FINANCING ACTIVITIES			
1. Proceeds from borrowings	33	-	1,059,193,105,000
2. Repayment of borrowings	34	(707,152,179,119)	(1,258,761,624,358)
3. Dividends and profits paid	36	(2,755,413,813,475)	(1,977,035,742,700)
Net cash used in financing activities	40	(3,462,565,992,594)	(2,176,604,262,058)
Net decreases in cash (50=20+30+40)	50	(841,641,534,227)	(441,894,699,570)
Cash and cash equivalents at the beginning of the year	60	2,083,841,053,069	2,524,115,312,966
Effects of changes in foreign exchange rates	61	(638,156,727)	1,620,439,673
Cash and cash equivalents at the end of the year (70=50+60+61)	70	1,241,561,362,115	2,083,841,053,069


 Tran Xuan Thao
Preparer


 Vo Ngoc Phuong
Chief Accountant


 Tran Thi Phuong Thao
Executive Officer

08 March 2024

The accompanying notes are an integral part of these consolidated financial statements

NOTES TO THE CONSOLIDATED FINANCIAL STATEMENTS

FORM B 09-DN/HN
Issued under Circular No. 202/2014/TT-BTC
dated 22 December 2014 of the Ministry of Finance

These notes are an integral part of and should be read in conjunction with the accompanying consolidated financial statements

1. GENERAL INFORMATION

Structure of ownership

PetroVietnam Fertilizer and Chemicals Corporation - JSC (hereinafter referred to as the "Corporation"), formerly known as PetroVietnam Fertilizer and Chemicals Joint Stock Company, was established under the Enterprise Registration Certificate No. 4103007696 first issued on 31 August 2007 and the 16th amendment dated 16 February 2024, issued by the Department of Planning and Investment of Ho Chi Minh City. On 01 September 2008, the Corporation officially transformed its operation into parent-subsidiary model in accordance with Resolution No. 01/NQ-DHDCD released by the Shareholders' General Meeting. Accordingly, the Holding Company - PetroVietnam Fertilizer and Chemicals Corporation - JSC was established from functional departments of PetroVietnam Fertilizer and Chemicals Joint Stock Company, project management units and Phu My Fertilizer Plant.

As at 31 December 2023, the Corporation's charter capital was VND 3,914,000,000,000, equivalent to 391,400,000 ordinary shares, each share has par value of VND 10,000. The Corporation's shares are listed on Ho Chi Minh City Stock Exchange from 05 November 2007 with the stock symbol as "DPM".

The parent company of the Corporation is Vietnam Oil and Gas Group (the "Group" or "PVN") who holds 59.58% of its charter capital as at 31 December 2023.

Operating industries and principal activities

The operating industries of the Corporation include:

- » Production and trade in fertilizer, liquid ammonia, industrial gas, other chemicals;
- » Provision of technical services relating to production and trade in fertilizer and other related chemicals (excluding heavily toxic chemicals);
- » Architectural activities and related technical consultancy;
- » Production, transmission and distribution of electricity;
- » Trade in real estates, land use rights held as owner, user or lessor;
- » Wholesale of agricultural and forestry products (excluding wood, bamboo) and living animals;
- » Goods transport services by road and by inbound waterway, processing of oil and gas-related products and minerals;
- » Vocational training;
- » Supporting services for waterway transportation; loading and unloading goods at seaports and inland terminals; and
- » Acting as vessel agent and shipping agency and providing warehousing services.

The principal activities of the Corporation are production and trade in fertilizers used in agriculture.

Normal production and business cycle

The Corporation's normal production and business cycle is carried out for a time period of 12 months or less.

NOTES TO THE CONSOLIDATED FINANCIAL STATEMENTS (Continued)

FORM B 09-DN/HN
Issued under Circular No. 202/2014/TT-BTC
dated 22 December 2014 of the Ministry of Finance

The Corporation's structure

As at 31 December 2023, the Corporation's dependent units are as follows:

No	Name	Address
1	Phu My Fertilizer Plant	Phu My 1 Industrial Park, Phu My Ward, Phu My Town, Ba Ria – Vung Tau Province, Vietnam
2	Ho Chi Minh City Branch	27 Dinh Bo Linh Street, Ward 26, Binh Thanh District, Ho Chi Minh City, Vietnam
3	Cambodia Branch (i)	Phnom Penh, Cambodia
4	Fertilizer and Chemical Projects Management Unit	Phu My 1 Industrial Park, Phu My Ward, Phu My Town, Ba Ria – Vung Tau Province, Vietnam
5	Research and Application Center (ii)	Phu My 1 Industrial Park, Phu My Ward, Phu My Town, Ba Ria – Vung Tau Province, Vietnam

(i) According to Decision of the Board of Directors No.313/QD-PBHC dated 26 June 2014, the Corporation's Board of Directors approved the plan to liquidate the Corporation's branch at Cambodia. The Corporation is in process of liquidating its branch in Cambodia.

(ii) According to Decision of the Board of Directors No. 504/QD-PBHC dated 09 December 2022, the Corporation's Board of Directors approved the plan to establish a branch of PetroVietnam Fertilizer and Chemical Corporation - Joint Stock Company - Research and Applications Center. On 18 January 2023, the Corporation completed procedures to establish the Research and Application Center.

Details of subsidiaries and associates of the Corporation as at 31 December 2023 are as follows:

Subsidiary/associate	Location	Proportion of ownership interest (%)	Proportion of voting power held (%)	Main business
Subsidiaries				
1. Central PetroVietnam Fertilizer and Chemicals JSC	Binh Dinh Province	75.00	75.00	Trading in fertilizer and chemicals
2. SouthWest PetroVietnam Fertilizer and Chemicals JSC	Can Tho City	75.00	75.00	Trading in fertilizer and chemicals
3. SouthEast PetroVietnam Fertilizer and Chemicals JSC	Ho Chi Minh City	75.00	75.00	Trading in fertilizer and chemicals
4. Northern PetroVietnam Fertilizer and Chemicals JSC	Hanoi	75.00	75.00	Trading in fertilizer and chemicals
Associates				
1. Dam Phu My Packaging Joint Stock Company	Ba Ria - Vung Tau Province	43.34	43.34	Production of packages
2. PetroVietnam Urban Development JSC	Can Tho City	35.63	35.63	Construction and installation of civil and industrial works and services provision
3. Viet Nam Petrochemical and Fiber JSC	Hai Phong City	25.99	25.99	Production and sale of polyester fibers

Disclosure of information comparability in the consolidated financial statements

Comparative figures are the figures of the Corporation's audited consolidated financial statements for the year ended 31 December 2022.

NOTES TO THE CONSOLIDATED FINANCIAL STATEMENTS (Continued)

FORM B 09-DN/HN

2. ACCOUNTING CONVENTION AND FINANCIAL YEAR

Accounting convention

The accompanying consolidated financial statements, expressed in Vietnam Dong (VND), are prepared under the historical cost convention and in accordance with Vietnamese Accounting Standards, accounting regime for enterprises and legal regulations relating to consolidated financial reporting.

The Corporation's Branch in Cambodia uses United States Dollar (USD) as currency unit in accounting. The Corporation has translated all remaining balances of its branch in Cambodia for the year ended 31 December 2023 into VND under Vietnamese Accounting Standards, accounting regime for enterprises and related legal regulations.

The consolidated financial statements are prepared based on consolidation of separate financial statements of the Corporation and its subsidiaries' financial statements.

The accompanying consolidated financial statements are not intended to present the financial position, results of operations and cash flows in accordance with accounting principles and practices generally accepted in countries and jurisdictions other than Vietnam.

Financial year

The Corporation's financial year begins on 01 January and ends on 31 December.

3. SUMMARY OF SIGNIFICANT ACCOUNTING POLICIES

The significant accounting policies, which have been adopted by the Corporation in the preparation of these consolidated financial statements, are as follows:

Estimates

The preparation of consolidated financial statements in conformity with Vietnamese Accounting Standards, accounting regime for enterprises and legal regulations relating to consolidated financial reporting requires the Executive Board to make estimates and assumptions that affect the reported amounts of assets, liabilities and disclosures of contingent assets and liabilities at the date of the consolidated financial statements and the reported amounts of revenues and expenses during the financial year. Although these accounting estimates are based on the Executive Board's best knowledge, actual results may differ from those estimates.

Basis of consolidation

The consolidated financial statements incorporate the financial statements of the Corporation and enterprises controlled by the Corporation (its subsidiaries) up to 31 December 2023. This control is achieved where the Corporation has the power to govern the financial and operating policies of an investee enterprise so as to obtain benefits from its activities.

Where necessary, adjustments are made to the financial statements of subsidiaries to bring the accounting policies used in line with those used by the Corporation.

All inter-company transactions and balances are eliminated in full on consolidation.

Non-controlling interests consist of the amount of those non-controlling interests at the date of the original business combination (see below) and the non-controlling interests' share of changes in equity since the date of the combination. Losses in subsidiaries are respectively attributed to the non-controlling interests even if this results in the non-controlling interests having a deficit balance.

NOTES TO THE CONSOLIDATED FINANCIAL STATEMENTS (Continued)

FORM B 09-DN/HN

Business combinations

On acquisition, the assets and liabilities and contingent liabilities of a subsidiary are measured at their fair values at the date of acquisition. Any excess of the cost of acquisition over the fair values of the identifiable net assets acquired is recognised as goodwill. Any deficiency of the cost of acquisition below the fair values of the identifiable net assets acquired is credited to profit and loss in the period of acquisition.

The non-controlling interests are initially measured at the non-controlling shareholders' proportion of the net fair value of the assets, liabilities and contingent liabilities recognised.

Investments in associates

An associate is an entity over which the Corporation has significant influence and that is neither a subsidiary nor an interest in joint venture. Significant influence is the power to participate in the financial and operating policy decisions of the investee but not control or joint control over those policies.

The results and assets and liabilities of associates are incorporated in these consolidated financial statements using the equity method of accounting. Interests in associates are carried in the consolidated balance sheet at cost as adjusted by post-acquisition changes in the Corporation's share of the net assets of the associate. Losses of an associate in excess of the Corporation's interest in that associate (which includes any long-term interests that, in substance, form part of the Corporation's net investment in the associate) are not recognised.

Where a group entity transacts with an associate of the Corporation, unrealised profits and losses are eliminated to the extent of the Corporation's interest in the relevant associate.

Cash and cash equivalents

Cash and cash equivalents comprise cash on hand, demand deposits and short-term, highly liquid investments (not exceeding 3 months) that are readily convertible to known amounts of cash and which are subject to an insignificant risk of changes in value.

Financial investments

Held-to-maturity investments

Held-to-maturity investments comprise investments that the Corporation has the positive intent or ability to hold to maturity, including term deposits at banks held to maturity to earn periodic interest.

Held-to-maturity investments are recognised on a trade date basis and are initially measured at acquisition price plus directly attributable transaction costs. Post-acquisition interest income from held-to-maturity investments is recognised in the consolidated income statement on accrual basis. Pre-acquisition interest is deducted from the cost of such investments at the acquisition date.

Held-to-maturity investments are measured at cost less provision for impairment of investments (if any).

Provision for impairment of investment of held-to-maturity investments is made in accordance with prevailing accounting regulations.

Equity investments in other entities

Equity investments in other entities represent the Corporation's investments in ordinary shares of the entities over which the Corporation has no control, joint control or significant influence.

Equity investments in other entities are carried at cost less provision for impairment of such investments.

Provisions for impairment of investments in other entities are made in accordance with prevailing accounting regulations.

NOTES TO THE CONSOLIDATED FINANCIAL STATEMENTS
(Continued)

FORM B 09-DN/HN

Receivables

Receivables represent the amounts recoverable from customers or other debtors and are stated at book value less provision for doubtful debts.

Provision for doubtful debts is made for receivables that are overdue for six months or more, or when the debtor is in dissolution, in bankruptcy, or is experiencing similar difficulties and so may be unable to repay the debt.

Inventories

Inventories are recorded under the perpetual method. Inventories are stated at the lower of cost and net realisable value. Cost comprises direct materials and where applicable, direct labour costs and those overheads that have been incurred in bringing the inventories to their present location and condition. Issue cost is calculated using the weighted average method, except for issue cost of materials that is calculated using the FIFO method. Net realisable value represents the estimated selling price less all estimated costs to completion and costs to be incurred in marketing, selling and distribution.

The evaluation of necessary provision for inventory obsolescence follows current prevailing accounting regulations which allow provisions to be made for obsolete, damaged, or sub-standard inventories and for those which have costs higher than net realisable values as at the consolidated balance sheet date.

Tangible fixed assets and depreciation

Tangible fixed assets are stated at cost less accumulated depreciation.

The costs of purchased tangible fixed assets comprise their purchase prices and any directly attributable costs of bringing the assets to their working conditions and locations for their intended use. The costs of tangible fixed assets formed from construction investment by contractual mode or self-construction or self-generating process are the settled costs of the invested construction projects in accordance with the prevailing State's regulations on investment and construction management, directly-related expenses and registration fee (if any). In the event the construction project has been completed and put into use but the settled costs thereof have not been approved, the cost of tangible fixed assets is recognized at the estimated cost based on the actual cost incurred. The estimated cost will be adjusted according to the settled costs approved by competent authorities.

Tangible fixed assets are depreciated using the straight-line method over their estimated useful lives, as follows:

	Years
Buildings, structures	3 - 25
Machinery, equipment	3 - 15
Motor vehicles	5 - 10
Office equipment	3 - 9
Others	3 - 15

Loss or gain resulting from sales and disposals of tangible fixed assets is the difference between profit from sales or disposals of assets and their residual values and is recognised in the consolidated income statement.

NOTES TO THE CONSOLIDATED FINANCIAL STATEMENTS
(Continued)

FORM B 09-DN/HN

Operating leases

Leases are classified as finance leases whenever the terms of the lease transfer substantially all the risks and rewards of ownership to the lessee. All other leases are classified as operating leases.

The Corporation as lessor

Rental income from operating leases is recognized on a straight-line basis over the term of the relevant lease. Initial direct costs incurred in negotiating and arranging an operating lease are added to the carrying amount of the leased asset and recognized on a straight-line basis over the lease term.

The Corporation as lessee

Leases where substantially all the rewards and risks of ownership of assets remain with the lessor are accounted for as operating leases. Rentals payable under operating leases are charged to the consolidated income statement on a straight-line basis over the term of the relevant lease. Benefits received and receivables as an incentive to enter into an operating lease are also spread on a straight-line basis over the lease term.

Intangible assets and amortization

Land use rights

The consolidated financial statement are prepared based on consolidation of separate financial statement of the company and its subsidiaries' financial statements.

Copyrights

The copyrights are initially recognized at purchase price and amortised using the straight-line basis over their estimated useful lives.

Computer software and other intangible assets

Computer software and other intangible assets are initially recognized at purchase price and amortised using the straight-line basis from 3 to 6 years.

Investment properties

Investment properties are composed of land use rights, buildings and structures held by the Corporation to earn rentals. Investment properties held to earn rentals are stated at cost less accumulated depreciation. The costs of purchased investment properties comprise their purchase prices and any directly attributable expenditures, such as professional fees for legal services, property transfer taxes and other related transaction costs. The costs of self-constructed investment properties are the finally accounted construction or directly attributable costs of the properties.

The Corporation does not depreciate investment real estate, which is indefinite land use rights. The remaining investment properties are depreciated using the straight-line method over their estimated useful lives as follows:

	Years
Definite land use rights	50
Buildings, structures	7 - 25

NOTES TO THE CONSOLIDATED FINANCIAL STATEMENTS (Continued)

FORM B 09-DN/HN

Construction in progress

Properties in the course of construction for production, rental or administrative purposes or for other purposes are carried at cost. The cost includes any costs that are necessary to form the asset including construction cost, equipment cost, interest expense and other related costs in accordance with the Corporation's accounting policy. Such costs will be included in the estimated costs of the fixed assets (if settled costs have not been approved) when they are put into use.

According to the State's regulations on investment and construction management, the settled costs of completed construction projects are subject to approval by appropriate level of competent authorities. The final costs of these completed construction projects may vary depending on the final approval by competent authorities.

Prepayments

Prepayments are expenses which have already been paid but relate to results of operations of multiple accounting periods, including maintenance costs of information technology systems, insurance costs, repairing expense, land and office rentals, tools and supplies allocated and other types of prepayments.

Insurance costs represent the insurance payment in advance and charged into the consolidated income statement based on the straight-line basis over the rental term.

Land and office rentals represent the land and office rental payment in advance and allocated into income statement based on the straight-line basis over the rental term.

Maintenance costs of information technology systems are recognized based on contract purchase price and amortized to the consolidated income statement on a straight-line basis over a specified period in accordance with the current prevailing accounting regulations.

The costs of tools and supplies allocated comprise costs of small tools, supplies and spare parts issued for consumption which are expected to provide future economic benefits to the Corporation and are charged to the consolidated income statement on the straight-line basis in accordance with the current prevailing accounting regulations.

The repairing expense and other types of prepayments which are expected to provide future economic benefits to the Corporation and charged to the consolidated income statement on the straight-line basis in accordance with the current prevailing accounting regulations.

Payable provisions

Payable provisions are recognized when the Corporation has a present obligation as a result of a past event, and it is probable that the Corporation will be required to settle that obligation.

Phu My Fertilizer Plant accrued the estimated repair cost to annual expense for fixed assets which have annual overhaul. If actual amount is higher than accrued amount, the difference is included in reasonable cost. If actual amount is lower than the accrued amount, the difference is recorded as a decrease in expense during the year.

Scientific and technological development fund

Scientific and technological development fund has been made since 2014 in order to finance science and technology activities of the Corporation. This fund was formed on the basis of the Corporation's demand for development and technology innovation and is recognized in the income statement according to Joint Circular No.12/2016/TTLT-BKHHCN-BTC issued by Ministry of Science and Technology, and Ministry of Finance on 28 June 2016, amended and supplemented by Circular No.05/2022/TT-BKHHCN issued by Minister of Science and Technology on 31 May 2022 and Circular No. 67/2022/TT-BTC issued

NOTES TO THE CONSOLIDATED FINANCIAL STATEMENTS (Continued)

FORM B 09-DN/HN

by the Ministry of Finance on 07 November 2022. Accordingly, the Corporation bases on the capital demand for scientific and technological activities to appropriate a maximum of 10% of the taxable profit for this fund.

Revenue recognition

Revenue from sale of goods

Revenue from the sale of goods is recognised when all five (5) following conditions are satisfied:

- (a) the Corporation has transferred to the buyer the significant risks and rewards of ownership of the goods;
- (b) the Corporation retains neither continuing managerial involvement to the degree usually associated with ownership nor effective control over the goods sold;
- (c) the amount of revenue can be measured reliably;
- (d) it is probable that the economic benefits associated with the transaction will flow to the Corporation; and
- (e) the costs incurred or to be incurred in respect of the transaction can be measured reliably.

Revenue from the rendering of services

Revenue of a transaction involving the rendering of services is recognised when the outcome of such transactions can be measured reliably. Where a transaction involving the rendering of services is attributable to several years, revenue is recognised in each year by reference to the percentage of completion of the transaction at the consolidated balance sheet date of that year. The outcome of a transaction can be measured reliably when all four (4) following conditions are satisfied:

- (a) the amount of revenue can be measured reliably;
- (b) it is probable that the economic benefits associated with the transaction will flow to the Corporation;
- (c) the percentage of completion of the transaction at the consolidated balance sheet date can be measured reliably; and
- (d) the costs incurred for the transaction and the costs to complete the transaction can be measured reliably.

Revenue from leasing investment properties

Revenue from leasing investment properties is recognized in profit or loss on the straight-line basis over the lease term.

Financial income

Interest income is accrued on a time basis, by reference to the principal outstanding and at the applicable interest rate.

Dividend income from investments is recognised when the Corporation's right to receive payment has been established.

Sales deductions

Sales deductions include sales discount.

Sales deductions incurred in the same year of the related revenue from sales of products, goods and rendering of services are recorded as a deduction from the revenue of that year/period. In case that sales deductions for sales of products, goods or rendering of services sold in the year incurred after the balance sheet date but before the issuance of the financial statements, the Company recorded as revenue deductions for the year.

NOTES TO THE CONSOLIDATED FINANCIAL STATEMENTS (Continued)

FORM B 09-DN/HN

Foreign currencies

Transactions arising in foreign currencies are translated at exchange rates ruling at the transaction date. The balances of monetary items denominated in foreign currencies as at the balance sheet date are retranslated at the exchange rates of commercial bank where the Company usually transacts on the same date. Exchange differences arising from the translation of these accounts are recognised in the consolidated income statement.

Under the guidance of Official Letter No. 4360/DKVN-TCKT dated 31 December 2015 and Official Letter No. 3124/DKVN-TCKT dated 13 May 2015 issued by Vietnam Oil and Gas Group, the Corporation applied the buying rate announced by the Joint Stock Commercial Bank for Foreign Trade of Vietnam to translate monetary items denominated in foreign currencies as at 31 December 2023. The above mentioned rate differs from that stated in Circular No. 200/2014/TT-BTC issued on 22 December 2014 by the Ministry of Finance guiding the accounting regime for enterprises ("Circular 200"). However, such difference has no material influence on the Corporation's consolidated financial statements for the year ended 31 December 2023.

Borrowing costs

Borrowing costs are recognised in the income statement in the year when incurred unless they are capitalised in accordance with Vietnamese Accounting Standard No. 16 "Borrowing costs". Accordingly, borrowing costs directly attributable to the acquisition, construction or production of qualifying assets, which are assets that necessarily take a substantial period of time to get ready for their intended use or sale, are added to the cost of those assets, until such time as the assets are substantially ready for their intended use or sale. Investment income earned on the temporary investment of specific borrowings pending their expenditure on qualifying assets is deducted from the cost of those assets. For specific borrowings for the purpose of construction of fixed assets and investment properties, borrowing costs are capitalised even when the construction period is under 12 months.

Taxation

Income tax expense represents the sum of the tax currently payable and deferred tax.

The tax currently payable is based on taxable profit for the year. Taxable profit differs from profit before tax as reported in the consolidated income statement because it excludes items of income or expense that are taxable or deductible in other years (including loss carried forward, if any) and it further excludes items that are never taxable or deductible.

Deferred tax is recognised on significant differences between carrying amounts of assets and liabilities in the consolidated financial statements and the corresponding tax bases used in the computation of taxable profit and is accounted for using balance sheet liability method. Deferred tax liabilities are generally recognised for all temporary differences and deferred tax assets are recognised to the extent that it is probable that taxable profit will be available against which deductible temporary differences can be utilised.

Deferred tax is calculated at the tax rates that are expected to apply in the year when the liability is settled or the asset realised. Deferred tax is charged or credited to profit or loss, except when it relates to items charged or credited directly to equity, in which case the deferred tax is also dealt with in equity.

Deferred tax assets and liabilities are offset when there is a legally enforceable right to set off current tax assets against current tax liabilities and when they relate to income taxes levied by the same tax authority and the Corporation intends to settle its current tax assets and liabilities on a net basis.

The determination of the tax currently payable is based on the current interpretation of tax regulations. However, these regulations are subject to periodic variation and their ultimate determination depends on the results of the tax authorities' examinations.

Other taxes are paid in accordance with the prevailing tax laws in Vietnam.

NOTES TO THE CONSOLIDATED FINANCIAL STATEMENTS (Continued)

FORM B 09-DN/HN

4. CASH AND CASH EQUIVALENTS

	Closing balance VND	Opening balance VND
Cash on hand	2,657,500,348	2,515,509,016
Bank demand deposits	572,123,935,435	305,466,403,312
Cash equivalents (i)	666,779,926,332	1,775,859,140,741
	1,241,561,362,115	2,083,841,053,069

- (i) As at 31 December 2023, cash equivalents represent time deposits with original terms from 01 to 03 months at commercial banks at the interest rates ranging from 2.5% to 5.1% per annum (as at 31 December 2022: interest rates ranging from 3.0% to 6.0% per annum).

As at 31 December 2023, the Corporation's deposits with term under three months at Ocean Commercial One Member Limited Liability Bank (previously known as Ocean Commercial Joint Stock Bank) amounting to VND 284 billion are restricted. According to Official Letter No.5351/2016/CV-OCEANBANK dated 04 October 2016, Official Letter No.60/2018/CV-OCEANBANK dated 28 December 2018 and Official Letter No.76/2020/CV-OJB-CNHCM dated 12 August 2020, Ocean Commercial One Member Limited Liability Bank ensured the return of deposits held by its clients following the restructuring plan which has been submitted to the State Bank of Vietnam and the Government for approval. Interest income from these deposits has been paid by Ocean Commercial One Member Limited Liability Bank from 01 October 2015 to present. The Executive Board assessed that the Corporation's deposits will be recovered as committed by Ocean Commercial One Member Limited Liability Bank.

5. FINANCIAL INVESTMENTS

a. Short-term financial investments

	Closing balance		Opening balance	
	Cost	VND Carrying amount	Cost	VND Carrying amount
Held-to-maturity investments				
Term deposits (i)	5,385,000,000,000	5,385,000,000,000	6,880,000,000,000	6,880,000,000,000
	5,385,000,000,000	5,385,000,000,000	6,880,000,000,000	6,880,000,000,000

- (i) Held-to-maturity investments as at 31 December 2023 represent time deposits with original terms of more than 03 months and remaining terms of less than 12 months from the consolidated balance sheet date at commercial banks at the interest rates ranging from 3.4% to 8.3% per annum (as at 31 December 2022: interest rates ranging from 3.9% to 9.5% per annum).

As at 31 December 2023, the 12-month term deposit at the Joint Stock Commercial Bank for Investment and Development of Vietnam - Phu My Branch with the amount of VND 5,852,663,400 is restricted to ensure the payment obligation for the guarantee from the bank related to the power purchase agreements for non-domestic purposes at Phu My Fertilizer Plant - branch of the Corporation.

NOTES TO THE CONSOLIDATED FINANCIAL STATEMENTS (Continued)

FORM B 09-DN/HN

(b) Long-term financial investments

	Closing balance		Opening balance	
	Cost	Provision	VND Fair value	VND Fair value
Investments in other entities				
Petroleum Information Technology, Telecom and Automation JSC	3,600,000,000	-	(ii) 3,600,000,000	(ii) -
Ut Xi Aquatic Products Processing JSC	16,902,000,000	(16,902,000,000)	(ii) 16,902,000,000	(ii) (8,013,375,369)
	20,502,000,000	(16,902,000,000)	20,502,000,000	(8,013,375,369)

(ii) For the investments in other entities, these companies have not had their shares listed on a stock exchange yet and the Corporation was unable to determine their fair values as at the consolidated balance sheet date since there is no comprehensive guidance of relevant prevailing regulations on determination of fair value on these financial investments.

NOTES TO THE CONSOLIDATED FINANCIAL STATEMENTS (Continued)

FORM B 09-DN/HN

6. SHORT-TERM TRADE RECEIVABLES

	Closing balance VND	Opening balance VND
a. Short-term trade receivables which are not related parties		
Kumsung Enc Co., Ltd	50,007,500,000	-
Minh Dung Trading and Services Co., Ltd	46,222,847,421	59,139,170,671
Hung Thanh VTNN Co., Ltd	40,658,619,230	1,308,220,000
Tuan Vu Fertilizer Trading and Services Co., Ltd	31,999,880,000	24,957,337,700
Minh Khoa Trading and Services Co., Ltd	31,587,378,570	3,678,000,000
Others	204,856,281,335	110,059,918,451
	405,332,506,556	199,142,646,822
b. Receivables from related parties which are not related parties		
(Details stated in Note 35)	26,918,973,010	35,514,830,917
	26,918,973,010	35,514,830,917
Total	432,251,479,566	234,657,477,739

7. SHORT-TERM ADVANCES TO SUPPLIERS

	Closing balance VND	Opening balance VND
a. Short-term advances to suppliers which are not related parties		
Mico Mineral Mineral Industry Joint Stock Company	3,220,800,000	-
Ngoc Lan Production Trade Company Limited	-	9,153,800,000
Others	17,330,348,608	68,556,688,063
	20,551,148,608	77,710,488,063
b. Short-term advances to related parties		
(Details stated in Note 35)	35,737,537,839	12,427,127,188
	35,737,537,839	12,427,127,188
Total	56,288,686,447	90,137,615,251

NOTES TO THE CONSOLIDATED FINANCIAL STATEMENTS
(Continued)

FORM B 09-DN/HN

8. OTHER RECEIVABLES

	Closing balance VND	Opening balance VND
a. Other short-term receivables		
Viet Nam Petrochemical and Fiber JSC (i)	114,209,081,543	114,209,081,543
PetroVietnam Trade Union Finance Investment Corporation (PVFI) (ii)	110,043,267,289	110,093,267,289
Accrued interest income from term deposits	115,078,553,295	83,932,273,536
Other short-term receivables	38,471,659,765	58,725,024,316
	377,802,561,892	366,959,646,684
In which:		
Other short-term receivables from related parties	225,470,431,024	224,818,294,037
(Details stated in Note 35)		
b. Other long-term receivables		
Long-term deposits	876,100,000	1,154,100,000
	876,100,000	1,154,100,000

(i) As at 31 December 2023, other short-term receivables for Vietnam Petrochemical and Fiber Joint Stock Company ("VNPOLY") represent (i) the total amount of VND 107,786,937.303 that the Corporation has paid according to the Counter-Guarantee Agreement between the Corporation and Vietnam Oil and Gas Group ("PVN") related to PVN's guarantee obligations for VNPOLY's medium and long-term capital loans, and (ii) other receivables of VND 6,422,144,240.

According to the Memorandum among PVN, VNPOLY and the Corporation, PVN shall be responsible for collecting the principal and interest of the guarantees having paid by parties on behalf of VNPOLY. Within 07 days from when PVN receives debt payments from VNPOLY (including both the principal and interest), PVN will return an amount which is calculated based on the Corporation's capital proportion in VNPOLY to the Corporation. The interest rate is determined at the rate equal to demand deposit interest rate announced by Joint Stock Commercial Bank for Foreign Trade of Vietnam. The interest calculation period starts from when the Corporation pays the reciprocal guarantee amount to PVN.

As at 31 December 2023, the Executive Board assessed the recoverability of this receivable at low level as the accumulated losses of VNPOLY had exceeded its equity, and VNPOLY is unable to meet its financial obligations as and when they fall due.

(ii) The balance of the other short-term receivables from PetroVietnam Trade and Services Joint Stock Company (formerly known as PetroVietnam Trade Union Finance Investment Corporation) ("PVTSJSC") as at 31 December 2023 represents an investment trust and its unpaid interest with the amount of VND 101,597,868,000 and VND 8,445,399,289 respectively. The Executive Board assessed the recoverability of this receivable at low level due to the PVTSJSC's difficult situation in business and operations.

NOTES TO THE CONSOLIDATED FINANCIAL STATEMENTS
(Continued)

FORM B 09-DN/HN

9. BAD DEBTS

	Closing balance		Opening balance	
	Recoverable amount	VND Overdue time	Recoverable amount	VND Overdue time
PetroVietnam Trade and Services JSC		Over 3 years		Over 3 years
- Principal of investment capital trust	-	-	-	-
- Interest of investment capital trust	-	-	-	-
Viet Nam Petrochemical and Fiber JSC	1,545,947,178	Over 3 years	1,545,947,178	Over 3 years
- Receivables relating to reciprocal guarantee commitments	-	-	-	-
- Trade receivables and other receivables	7,843,112,140	-	7,938,816,345	1,545,947,178
Ngoc Lan Production Trade Company Limited	-	-	9,153,800,000	-
	225,673,316,732	1,545,947,178	234,972,820,937	1,545,947,178
Provision for short-term doubtful debts	224,127,369,554	-	233,426,873,759	-

The recoverable amount is determined at cost less the provisions for doubtful debts made.

10. INVENTORIES

	Closing balance		Opening balance	
	Cost	VND Provision	Cost	VND Provision
a. Inventory				
Goods in transit	70,606,174,026	-	267,561,155,169	-
Raw materials	309,731,169,770	(73,056,320)	735,311,999,640	(290,262,998)
Tools and supplies	7,276,696,097	-	4,986,330,742	-
Work in progress	75,591,581,221	-	273,274,432,238	-
Finished goods	1,212,216,519,901	(30,883,284,630)	2,003,744,144,579	(69,018,424,938)
Merchandise	266,686,933,735	(312,126,586)	726,106,609,029	(70,222,379,111)
	1,942,109,074,750	(31,268,467,536)	4,010,984,671,397	(139,531,067,047)
b. Long-term reserved spare parts	129,152,858,473	-	150,228,832,256	-

NOTES TO THE CONSOLIDATED FINANCIAL STATEMENTS (Continued)

FORM B 09-DN/HN

During the year, an amount of VND 217,206,678 (prior year: VND 189,745,620) was reversed for devaluation of raw materials because the Corporation has used and sold some raw materials which had been made provision in the previous period.

During the year, an amount of VND 31,195,411,216 (prior year: VND 137,234,837,162) was provided for devaluation of inventories of merchandise and finished goods as the estimated net realised amount was lower than the cost of these inventories.

During the year, an amount of VND 139,240,804,049 (prior year: VND 793,890,833) was reversed for devaluation of merchandise and finished goods. Because the Corporation has sold some merchandise and finished products which had been made provision in the previous year.

11. PREPAYMENTS

	Closing balance VND	Opening balance VND
a. Current		
Maintenance costs of information technology systems	10,650,109,221	9,211,220,787
Insurance premiums	5,654,446,620	-
Repairing expense	3,168,037,052	-
Tools and supplies	4,395,293,493	1,743,971,610
Others	10,110,479,671	9,148,988,813
	33,978,366,057	20,104,181,210
b. Non-current		
Tools and supplies	22,592,700,959	18,505,218,044
Land and office rentals	10,364,224,313	5,612,342,663
Others	24,659,736,157	17,870,936,647
	57,616,661,429	41,988,497,354

12. LONG-TERM DEFERRED TAX ASSETS

	Closing balance VND	Opening balance VND
Accrued expenses not yet billed	35,969,702,213	162,826,836,066
Unused taxable losses	11,121,121,549	-
Unearned revenue	2,027,636,208	9,652,499,964
Others	10,863,034,157	15,417,978,193
	59,981,494,127	187,897,314,223

NOTES TO THE CONSOLIDATED FINANCIAL STATEMENTS (Continued)

FORM B 09-DN/HN

13. INCREASES, DECREASES IN TANGIBLE FIXED ASSETS

	Buildings and structures VND	Machinery and equipment VND	Motor vehicles VND	Office equipment VND	Others VND	Total VND
COST						
Opening balance	2,337,565,207,020	8,189,181,198,622	92,973,225,137	242,679,230,869	625,545,135,523	11,487,943,997,171
Additions	46,971,000,699	16,999,102,049	7,792,293,607	29,813,744,445	364,788,615	101,940,929,415
Disposals	-	(4,251,304,844)	(4,900,028,000)	(5,637,662,538)	(280,206,250)	(15,069,201,632)
Closing balance	2,384,536,207,719	8,201,928,995,827	95,865,490,744	266,855,312,776	625,629,717,888	11,574,815,724,954
ACCUMULATED DEPRECIATION						
Opening balance	1,637,245,008,964	6,659,191,488,017	78,768,220,354	214,649,275,952	463,782,591,225	9,053,636,584,512
Charge for the year	85,611,970,654	257,100,279,627	3,685,172,906	14,218,128,977	21,392,727,311	382,008,279,375
Disposals	-	(4,209,894,657)	(4,900,028,000)	(5,637,662,555)	(280,206,250)	(15,027,791,462)
Closing balance	1,722,856,979,618	6,912,081,872,887	77,553,365,260	223,229,742,374	484,895,112,286	9,420,617,072,425
NET BOOK VALUE						
Opening balance	700,320,198,056	1,529,989,710,605	14,205,004,783	28,029,954,917	161,762,544,298	2,434,307,412,659
Closing balance	661,679,228,101	1,289,847,122,940	18,312,125,484	43,625,570,402	140,734,605,602	2,154,198,652,529

The cost of the Corporation's tangible fixed assets as at 31 December 2023 includes VND 7,303,692,228,644 (31 December 2022: VND 6,723,529,088,073) of tangible fixed assets which have been fully depreciated but are still in use.

NOTES TO THE CONSOLIDATED FINANCIAL STATEMENTS (Continued)

FORM B 09-DN/HN

14. INCREASES, DECREASES IN INTANGIBLE ASSETS

	Land use rights VND	Patent VND	Computer software VND	Others VND	Total VND
COST					
Opening balance	863,853,207,162	159,315,893,074	117,844,443,903	15,751,353,154	1,156,764,897,293
Additions	-	-	6,626,914,000	18,735,441,241	25,362,355,241
Decreases	-	-	(27,600,000)	-	(27,600,000)
Closing balance	863,853,207,162	159,315,893,074	124,443,757,903	34,486,794,395	1,182,099,652,534
ACCUMULATED AMORTISATION					
Opening balance	54,576,610,445	159,315,893,074	110,002,141,370	12,358,537,336	336,253,182,225
Charge for the year	4,847,325,295	-	4,562,035,167	2,197,686,960	11,607,047,422
Decreases	-	-	(7,712,877)	-	(7,712,877)
Closing balance	59,423,935,740	159,315,893,074	114,556,463,660	14,556,224,296	347,852,516,770
NET BOOK VALUE					
Opening balance	809,276,596,717	-	7,842,302,533	3,392,815,818	820,511,715,068
Closing balance	804,429,271,422	-	9,887,294,243	19,930,570,099	834,247,135,764

The cost of the Corporation's intangible assets as at 31 December 2023 includes VND 267,715,462,572 (31 December 2022: VND 266,581,371,663) of intangible assets which have been fully amortized but are still in use.

15. INCREASES, DECREASES IN INVESTMENT PROPERTIES

	Land use rights VND	Buildings and structures VND	Total VND
COST			
Opening balance	99,499,152,000	218,454,390,202	317,953,542,202
Closing balance	99,499,152,000	218,454,390,202	317,953,542,202
ACCUMULATED DEPRECIATION			
Opening balance	12,675,392,493	105,137,757,177	117,813,149,670
Charge for the year	1,005,683,040	8,678,063,921	9,683,746,961
Closing balance	13,681,075,533	113,815,821,098	127,496,896,631
NET BOOK VALUE			
Opening balance	86,823,759,507	113,316,633,025	200,140,392,532
Closing balance	85,818,076,467	104,638,569,104	190,456,645,571

List of investment properties

	Closing balance Cost VND	Closing balance Accumulated depreciation VND	Net book value VND	Opening balance Cost VND	Opening balance Accumulated depreciation VND	Net book value VND
Land use rights and Dong Tay Building at 27 Dinh Bo Linh Street, Ho Chi Minh City	90,358,442,144	24,097,962,643	66,260,479,501	90,358,442,144	22,512,336,643	67,846,105,501
Land use rights and Cuu Long Supermarket and Office Building at Ca Mau Province	157,460,134,120	72,301,933,250	85,158,200,870	157,460,134,120	67,009,210,926	90,450,923,194
PVFCCo Building at 43 Mac Dinh Chi, Ho Chi Minh City	70,134,965,938	31,097,000,738	39,037,965,200	70,134,965,938	28,291,602,101	41,843,363,837
Total	317,953,542,202	127,496,896,631	190,456,645,571	317,953,542,202	117,813,149,670	200,140,392,532

Fair value of investment properties

According to VAS No. 05 - Investment Properties, fair value of investment properties at the consolidated balance sheet date is required to be disclosed. However, the Corporation has not determined the fair value as at 31 December 2023; therefore, no information about the fair value of investment properties is stated at the Notes to the consolidated financial statements. In order to determine the fair value, the Corporation would require an independent consultancy company to perform the valuation. At present, the Corporation has not found a suitable consultancy company yet.

NOTES TO THE CONSOLIDATED FINANCIAL STATEMENTS (Continued)

FORM B 09-DN/HN

NOTES TO THE CONSOLIDATED FINANCIAL STATEMENTS (Continued)

FORM B 09-DN/HN

16. TAXES AND OTHER RECEIVABLES FROM/PAYABLES TO THE STATE BUDGET

	Opening balance VND	Receivable/Payable during the year VND	Received/Paid during the year VND	Closing balance VND
b. Payables				
Value added tax	4,844,825,440	45,825,534,105	48,997,603,641	1,672,755,904
- VAT on domestic goods	4,844,825,440	20,600,081,288	23,772,150,824	1,672,755,904
- VAT on imports	-	25,225,452,817	25,225,452,817	-
Import-export duties	(15,482,225)	53,286,912,160	53,271,429,935	-
Corporate income tax	272,603,296,747	33,233,788,075	344,716,043,525	(38,878,958,703)
Personal income tax	(3,152,818,774)	3,152,818,774	-	-
Personal income tax	13,470,952,473	97,147,671,160	109,021,689,330	1,596,934,303
Natural resource tax	340,440,480	3,536,188,440	3,546,177,720	330,451,200
Environmental protection tax and other taxes	8,656,751	5,918,220,076	5,807,113,226	119,763,601
- Environmental protection tax	107,573,001	424,358,900	412,168,300	119,763,601
	-	3,772,750,177	3,772,750,177	-
- Other taxes	(98,916,250)	1,721,110,999	1,622,194,749	-
	288,099,870,892	242,101,132,790	565,360,057,377	(35,159,053,695)
In which:				
Taxes and other receivables from the State budget	8,782,597,784			41,286,177,485
Includes:				
- Corporate income tax at the Holding of the Corporation	-			35,961,294,531
- Corporate income tax at Cambodia Branch	3,152,818,774			-
- Corporate income tax at subsidiaries	5,515,380,535			3,755,565,433
- Personal income tax at Phu My Fertilizer Plant	-			1,569,317,521
Taxes and amounts payable to the State budget	296,882,468,676			6,127,123,790

(*) During the year, the Corporation classified the overpaid corporate income tax at the Cambodia branch as "Other short-term receivables."

NOTES TO THE CONSOLIDATED FINANCIAL STATEMENTS (Continued)

FORM B 09-DN/HN

17. CONSTRUCTION IN PROGRESS

	Closing balance VND	Opening balance VND
NH ₃ and NPK project	137,760,601,166	126,888,915,355
Apartment buildings for employees	36,342,070,618	36,342,070,618
Tay Ninh warehouse	29,120,068,273	29,120,068,273
20,000 tons NPK fertilizer finished goods Warehouse	11,365,026,465	531,362,867
Other projects	46,738,498,512	26,056,037,592
	261,326,265,034	218,938,454,705

18. INVESTMENTS IN ASSOCIATES

	Closing balance			Opening balance		
	Historical cost	Amount according to the equity method	VN Fair value	Historical cost	Amount according to the equity method	VN Fair value
Dam Phu My Packaging Joint Stock Company (i)	18,203,000,000	29,759,983,256	22,571,720,000	18,203,000,000	29,279,430,994	21,843,600,000
Viet Nam Petrochemical and Fiber JSC	562,700,000,000	-	(ii)	562,700,000,000	-	(ii)
PetroVietnam Urban Development JSC	100,000,000,000	-	(ii)	100,000,000,000	-	(ii)
	680,903,000,000	29,759,983,256	22,571,720,000	680,903,000,000	29,279,430,994	21,843,600,000

(i) The Corporation has determined the fair value of the investment in Phu My Fertilizer Packaging Joint Stock Company based on listed price of their shares on the stock exchange and the number of shares currently held by the Corporation.

(ii) and the Corporation was unable to determine the fair value of investments in other associates as at the balance sheet date since there is no comprehensive guidance of relevant prevailing regulations on determination of fair value on these financial investments.

Movements in investments in associates are as follows:

	Closing balance VND	Opening balance VND
Opening balance	29,279,430,994	28,619,663,470
Share of net profit from associates	2,664,912,263	2,662,097,523
Dividends	(2,184,360,000)	(2,002,330,000)
Other adjustment	(1)	1
Closing balance	29,759,983,256	29,279,430,994

NOTES TO THE CONSOLIDATED FINANCIAL STATEMENTS (Continued)

FORM B 09-DN/HN

19. SHORT-TERM TRADE PAYABLES

	Closing balance VND	Opening balance VND
	Amount/ able to be paid off	Amount/ able to be paid off
a. Short-term trade payables		
Technip Italy S.p.A	13,896,504,050	-
CMC Technology And Solution Company Limited	6,854,085,000	-
Green Leaf International Company Limited	6,329,324,980	-
Regas Trading Fze	-	30,576,737,400
Others	182,583,558,318	257,628,977,870
	209,663,472,348	288,205,715,270
b. Short-term trade payables to related parties (Details stated in Note 35)		
	558,778,957,142	580,802,423,884
	558,778,957,142	580,802,423,884
Total	768,442,429,490	869,008,139,154

20. SHORT-TERM ADVANCES FROM CUSTOMERS

	Closing balance VND	Opening balance VND
a. Short-term advances from customers		
Hung Thanh Agricultural Materials Company Limited	10,740,883,320	763,625,039
Ameropa Asia Pte., Ltd	9,736,400,000	-
Brio Agrochem Pte., Ltd	8,738,495,360	-
Forplas Industry Limited	7,076,580,000	-
Lucky Horse Trading Co., Ltd	7,327,222,000	-
Tuan Vu Fertilizer Commercial Services Company Limited	5,571,438,090	24,205,652,205
Others	75,054,712,112	46,639,854,356
	124,245,730,882	71,609,131,600
b. Short-term advances from related parties (Details stated in Note 35)		
	66,625,000	302,832,356
	66,625,000	302,832,356
Total	124,312,355,882	71,911,963,956

NOTES TO THE CONSOLIDATED FINANCIAL STATEMENTS (Continued)

FORM B 09-DN/HN

21. SHORT-TERM ACCRUED EXPENSES

	Closing balance VND	Opening balance VND
Accruals for construction in progress	106,797,556,696	126,967,023,088
Transportation and Loading expenses	10,295,791,956	7,110,365,817
Gas transportation expenses	3,725,626,697	469,082,932,421
Accrued interest	-	25,736,073,137
Other accruals	118,695,894,531	173,676,342,058
	239,514,869,880	802,572,736,521
In which:		
Short-term accruals with related parties (Details stated in Note 35)		
	70,989,155,110	633,850,591,589

22. OTHER PAYABLES

	Closing balance VND	Opening balance VND
a. Current		
Dividend payables	36,212,473,534	32,673,967,009
Short-term deposits received	7,558,772,997	7,172,519,938
Others	28,069,629,663	30,118,796,035
	71,840,876,194	69,965,282,982
b. Non-current		
Long-term deposits received	2,219,808,500	3,385,964,000
	2,219,808,500	3,385,964,000

23. PROVISIONS

a. Short-term payable provisions

	Provision for maintenance costs for Gas Turbine VND	Provision for repair and maintenance costs for Phu My Fertilizer Plant VND	Total VND
Opening balance	426,155,443	375,011,574,467	375,437,729,910
Additional provision for the year	8,176,000,000	-	8,176,000,000
Utilisation of provisions	(426,155,443)	(375,011,574,467)	(375,437,729,910)
Closing balance	8,176,000,000	-	8,176,000,000

b. Long-term payable provisions

	Provision for repair and maintenance costs for Phu My Fertilizer Plant VND
Opening balance	-
Reclassification to short-term provision	102,177,312,389
Closing balance	102,177,312,389

NOTES TO THE CONSOLIDATED FINANCIAL STATEMENTS (Continued)

FORM B 09-DN/HN

24. OWNERS' EQUITY

Changes in owners' equity

	Owners' contributed capital VND	Share premium VND	Treasury shares VND	Investment and development fund VND	Retained earnings VND	Subtotal VND	Non-controlling interests VND	Total VND
Prior year's opening balance	3,914,000,000,000	21,179,913,858	(2,296,824,120)	3,497,039,984,859	3,085,566,955,137	10,515,490,029,734	197,669,690,909	10,713,159,720,643
Profit for the year	-	-	-	-	5,564,877,377,993	5,564,877,377,993	20,013,908,250	5,584,891,286,243
Distributions to bonus and welfare funds	-	-	-	-	(292,673,103,740)	(292,673,103,740)	(4,880,338,578)	(297,553,442,318)
Dividends paid by cash	-	-	-	-	(1,956,671,300,000)	(1,956,671,300,000)	(26,387,500,000)	(1,983,058,800,000)
Prior year's closing balance	3,914,000,000,000	21,179,913,858	(2,296,824,120)	3,497,039,984,859	6,401,099,929,390	13,831,023,003,987	186,415,760,581	14,017,438,764,568
Current year's opening balance	3,914,000,000,000	21,179,913,858	(2,296,824,120)	3,497,039,984,859	6,401,099,929,390	13,831,023,003,987	186,415,760,581	14,017,438,764,568
Profit for the year	-	-	-	-	519,466,561,842	519,466,561,842	10,350,358,680	529,816,920,522
Distributions to bonus and welfare funds (ii)	-	-	-	1,102,139,517,511	(1,102,139,517,511)	-	-	-
Distributions to bonus and welfare funds (i)	-	-	-	-	(240,143,117,072)	(240,143,117,072)	(2,357,372,358)	(242,500,489,430)
Dividends paid by cash (ii)	-	-	-	-	(2,739,339,820,000)	(2,739,339,820,000)	(19,612,500,000)	(2,758,952,320,000)
Other decreases	-	-	-	-	(603,101,816)	(603,101,816)	-	(603,101,816)
Current year's closing balance	3,914,000,000,000	21,179,913,858	(2,296,824,120)	4,599,179,502,370	2,838,340,934,833	11,370,403,526,941	174,796,246,903	11,545,199,773,844

(i) During the year, the Corporation and its subsidiaries made additional accruals to the Bonus and welfare funds from 2022 retained earnings and accrued funds from profit in 2023 under Resolution of Annual General Meeting of Shareholders. Details are as follows:

Company	Resolution	Amount VND	In which	
			From 2022 retained earnings VND	From profit after tax in 2023 VND
PetroVietnam Fertilizer and Chemicals Corporation - JSC	Resolution No. 57/NQ-DHDCD dated 27 June 2023	233,071,000,000	123,071,000,000	110,000,000,000
Northern PetroVietnam Fertilizer and Chemicals JSC	Resolution No. 35/NQ-DHDCD dated 06 April năm 2023	1,925,914,654	660,296,790	1,265,617,864

(ii)

NOTES TO THE CONSOLIDATED FINANCIAL STATEMENTS (Continued)

FORM B 09-DN/HN

Company	Resolution	Amount VND	In which	
			From 2022 retained earnings VND	From profit after tax in 2023 VND
Central PetroVietnam Fertilizer and Chemicals JSC	Resolution No. 84/NQ-DHDCD dated 03 April 2023	4,676,717,085	-	4,676,717,085
SouthEast PetroVietnam Fertilizer and Chemicals JSC	Resolution No. 37/NQ-DHDCD dated 21 April 2023	2,414,521,605	-	2,414,521,605
SouthWest PetroVietnam Fertilizer and Chemicals JSC	Resolution No. 05/NQ-DHDCD dated 25 April 2023	412,336,086	-	412,336,086
Total		242,500,489,430	123,731,296,790	118,769,192,640

(ii) During the year, the Corporation and its subsidiaries made dividend payment from profit after tax in 2022 under Resolution of Annual General Meeting of Shareholders. Details are as follows:

Company	Resolution	Description	Ex-Dividend Date	Amount
PetroVietnam Fertilizer and Chemicals Corporation - JSC	Resolution No. 55/NQ-PBHC dated 27 December 2023	The first estimated dividend from the profit in 2022	16 February 2023	1,565,337,040,000
	Resolution No. 57/NQ-DHDCD dated 27 June 2023	The last dividend from the profit in 2022	23 August 2023	1,174,002,780,000
Northern PetroVietnam Fertilizer and Chemicals JSC	Resolution No. 35/NQ-DHDCD dated 06 April 2023	The first dividend from the profit in 2022	26 June 2023	14,400,000,000
Central PetroVietnam Fertilizer and Chemicals JSC	Resolution No. 84/ NQ-DHDCD dated 03 April 2023	The first dividend from the profit in 2022	31 August 2023	30,000,000,000
SouthEast PetroVietnam Fertilizer and Chemicals JSC	Resolution No. 77/NQ-DNB dated 11 September 2023	The first dividend from the profit in 2022	22 September 2023	18,750,000,000
SouthWest PetroVietnam Fertilizer and Chemicals JSC	Resolution No. 05/NQ- NQ DHDCD dated 25 April 2023	The first dividend from the profit in 2022	11 September 2023	15,300,000,000
Total				2,817,789,820,000
<i>In which:</i>				
- Dividends to Owners				2,739,339,820,000
- Subsidiaries paid dividends to the Parent Company eliminated from the consolidated financial statements				58,837,500,000
- Dividends to Non-controlling interests				19,612,500,000

(ii)

NOTES TO THE CONSOLIDATED FINANCIAL STATEMENTS (Continued)

FORM B 09-DN/HN

- (iii) According to the Resolution No.57/NQ-DHDCD dated 27 June 2023 of the General Shareholder's Meeting on approval of 2022 profit distribution plan, the Corporation made accruals to Investment and development fund with the amount of VND 1.102.139.517.511 from 2022 retain earnings (equivalent to 20%).

Shares	Closing balance	Opening balance
Number of shares issued to the public	391,400,000	391,400,000
<i>Ordinary shares</i>	<i>391,400,000</i>	<i>391,400,000</i>
Number of treasury shares	65,740	65,740
<i>Ordinary shares</i>	<i>65,740</i>	<i>65,740</i>
Number of outstanding shares in circulation	391,334,260	391,334,260
<i>Ordinary shares</i>	<i>391,334,260</i>	<i>391,334,260</i>

A common share has par value of VND 10,000.

Charter capital

According to Enterprise Registration Certificate No. 4103007696 dated 31 August 2007 and its latest amendment dated 16 June 2023 issued by the Department of Planning and Investment of Ho Chi Minh City, the Corporation's charter capital is VND 3,914,000,000,000. The charter capital was fully contributed by the shareholders as at 31 December 2023 as follows:

Shareholders	Contributed capital			
	Closing balance		Opening balance	
	Number of shares	%	Number of shares	%
Vietnam Oil and Gas Group	233,204,253	59.58	233,204,253	59.58
Others	158,130,007	40.40	158,130,007	40.40
	391,334,260	99.98	391,334,260	99.98
Treasury shares	65,740	0.02	65,740	0.02
	391,400,000	100.00	391,400,000	100.00

NOTES TO THE CONSOLIDATED FINANCIAL STATEMENTS (Continued)

FORM B 09-DN/HN

25. OFF BALANCE SHEET ITEMS

Operating lease assets

	Closing balance VND	Opening balance VND
Minimum lease payment in the future under non-cancellable operating lease under the following terms:		
Within one year	23,225,837,580	24,701,732,130
In the second to fifth year inclusive	90,278,317,080	90,278,317,080
After five years	473,961,164,670	473,961,164,670
	587,465,319,330	588,941,213,880

Operating lease commitment of the Corporation is land and office rentals. On 03 September 2005, the Corporation was handed over Land-subleasing contract No. 178/HD/TLD/UDEC.2001 dated 01 June 2001 signed between the Project Management Unit (PMU) of Dam Phu My Plant and Ba Ria-Vung Tau Urban Development and Construction Company for the long-term lease of land and infrastructure in Phu My I Industrial Zone, Tan Thanh district, Ba Ria - Vung Tau province. The contract is valid for 17 years from 03 September 2004. According to land sub-lease contract No. 46/HD/TLD/IZICO-PVFCCo signed on 23 December 2021, from 2022 onwards, the Corporation has to pay the annual fee for leasing land and using infrastructure in VND with an amount equivalent to USD 634,066 on every 15 February. Lease term is from 23 December 2021 to 20 October 2048.

Foreign currencies

	Closing balance	Opening balance
United States Dollar (USD)	5,341,665	2,764,228
Euro (EUR)	32,547	31,065

Bad debts written off

	Closing balance VND	Opening balance VND
Ngoc Lan Production Trade Company Limited	9,153,800,000	-

26. BUSINESS AND GEOGRAPHICAL SEGMENTS

The Corporation's principal activities are production and trade of fertilizers used in agriculture. Accordingly, the information as presented in the consolidated balance sheet as at 31 December 2023 and the revenue, expenses as presented in the consolidated income statement for the year ended 31 December 2023 relate only to the trade of fertilizers. Revenue and cost of sales by product line and business are presented in Note 27.

The Corporation distributes fertilizer, chemicals, packages, and provides services throughout the country via its subsidiaries in each region, including the North, Central Region - Central Highlands, Southeast, Southwest and Ho Chi Minh City. During the year, the Corporation exported fertilizers with the revenue about VND 998.5 billion - accounting for less than 10% of gross revenue from goods sold and services rendered of the Corporation. Thus, almost all business and operating activities of the Corporation during the period were carried out within the territory of Vietnam.

NOTES TO THE CONSOLIDATED FINANCIAL STATEMENTS (Continued)

FORM B 09-DN/HN

27. REVENUE AND COST OF SALES

	Locally-produced products VND	Imported and domestic purchased goods VND	Total VND
Current year			
Net revenue	11,424,950,950,742	2,144,234,567,669	13,569,185,518,411
Cost of sales	(9,711,667,181,730)	(2,205,771,450,147)	(11,917,438,631,877)
Gross profit	1,713,283,769,012	(61,536,882,478)	1,651,746,886,534
Prior year			
Net revenue	16,138,188,846,810	2,488,990,697,455	18,627,179,544,265
Cost of sales	(8,385,036,284,042)	(2,403,923,378,771)	(10,788,959,662,813)
Gross profit	7,753,152,562,768	85,067,318,684	7,838,219,881,452

Details of revenue from trading locally-produced products are as follows:

	Current year VND	Prior year VND
Revenue from sale of merchandise and services		
Sales of fertilizers	10,695,632,321,267	14,448,178,535,222
Sales of chemicals	840,512,835,832	1,765,926,742,990
Others	37,553,125,063	41,235,711,997
	11,573,698,282,162	16,255,340,990,209
Deductions		
Sales discount	148,747,331,420	117,152,143,399
	148,747,331,420	117,152,143,399
Net revenue of merchandise and services	11,424,950,950,742	16,138,188,846,810

Details of cost of sales with regard to trade in locally-produced products are as follows:

	Current year VND	Prior year VND
Cost of fertilizers	9,002,866,360,466	7,628,024,817,248
Cost of chemicals	683,418,843,329	717,849,244,209
Others	25,381,977,935	39,162,222,585
	9,711,667,181,730	8,385,036,284,042

NOTES TO THE CONSOLIDATED FINANCIAL STATEMENTS (Continued)

FORM B 09-DN/HN

28. PRODUCTION COST BY NATURE

	Current year VND	Prior year VND
Raw materials and consumables	6,871,144,247,415	7,309,033,678,171
Labour	598,801,329,925	632,987,983,443
Depreciation and amortisation	403,299,073,758	514,801,559,639
Provision expenses	972,240,458,737	993,520,499,116
Out-sourced services	1,945,008,673	325,825,437,941
Other monetary expenses	651,985,001,608	992,144,414,585
	9,499,415,120,116	10,768,313,572,895

29. FINANCIAL INCOME

	Current year VND	Prior year VND
Bank interest	443,628,158,336	323,301,862,803
Foreign exchange gain	8,118,651,893	36,954,491,724
Dividends and profits received	5,829,359,998	4,807,178,058
	457,576,170,227	365,063,532,585

30. FINANCIAL EXPENSES

	Current year VND	Prior year VND
Interest expense	50,638,299,383	64,787,709,845
Foreign exchange loss	11,396,915,667	16,781,720,350
Additional provision for impairment of long-term investments	8,888,624,631	3,548,668,538
Others	233,998,988	139,186,000
	71,157,838,669	85,257,284,733

NOTES TO THE CONSOLIDATED FINANCIAL STATEMENTS (Continued)

FORM B 09-DN/HN

31. SELLING EXPENSES AND GENERAL AND ADMINISTRATION EXPENSES

	Current year VND	Prior year VND
Selling expenses		
Transportation, loading, unloading and storages	310,648,973,160	316,332,377,461
Social security, advertisement and marketing	277,991,474,962	342,182,753,906
Salary and other benefits for sale staff	96,768,673,993	94,320,467,849
Others	163,035,216,029	224,871,728,360
	848,444,338,144	977,707,327,576
General and administration expenses		
Administration staff costs	189,813,835,005	191,888,843,621
Depreciation and amortisation	33,553,552,368	56,254,030,719
Others	278,987,234,631	308,135,846,453
	502,354,622,004	556,278,720,793

32. CORPORATE INCOME TAX EXPENSE

	Current year VND	Prior year VND
Current corporate income tax expense		
Corporate income tax expense based on taxable profit in the current year	8,905,364,717	1,126,476,674,717
Corporate income tax expense based on taxable profit in the current year	24,328,423,358	2,923,637,433
Total current corporate income tax expense	33,233,788,075	1,129,400,312,150
Deferred corporate tax expense/(income)		
Deductible temporary differences	139,036,941,645	(108,709,662,383)
Deferred tax income arising from unused tax losses	(11,121,121,549)	-
Total deferred corporate tax expense/(income)	127,915,820,096	(108,709,662,383)

NOTES TO THE CONSOLIDATED FINANCIAL STATEMENTS (Continued)

FORM B 09-DN/HN

33. BASIC EARNINGS PER SHARE

	Current year	Prior year (Restated)
Profit after corporate income tax (VND)	519,466,561,842	5,564,877,377,993
Increasing or decreasing adjustments to accounting profit to determine profit or loss attributable to ordinary shareholders:		
<i>Distributions to bonus and welfare fund (VND)</i>	<i>(116,576,894,479)</i>	<i>(250,000,957,914)</i>
Profit attributable to ordinary shareholders (VND)	402,889,667,363	5,314,876,420,079
Average ordinary shares in circulation for the year (shares)	391,334,260	391,334,260
Basic earnings per share (VND/share)	1,030	13,581

The bonus and welfare fund was accrued based on estimation basis, therefore, basic earnings per shares for the year ended 31 December 2023 can be changed according to the Resolution of the General Meeting of Shareholders about distribution of 2023 profit.

The basic earnings per share for the year ended at 31 December 2022 were restated due to the effect of the distribution of 2022 after-tax profit under resolutions of the Corporation's General Shareholders' Meetings (Details stated in Note 24). Accordingly, the distribution to bonus and welfare funds for the year ended 31 December 2022 were recalculated and distributed as follows:

	Reported amount	Restated amount
Profit after corporate income tax (VND)	5,564,877,377,993	5,564,877,377,993
Increasing or decreasing adjustments to accounting profit to determine profit or loss attributable to ordinary shareholders:		
<i>Distributions to bonus and welfare fund (VND)</i>	<i>(126,434,735,321)</i>	<i>(250,000,957,914)</i>
Profit attributable to ordinary shareholders (VND)	5,438,442,642,672	5,314,876,420,079
Average ordinary shares in circulation for the year (shares)	391,334,260	391,334,260
Basic earnings per share (VND/share)	13,897	13,581

34. CONTINGENT LIABILITIES

Land use fee and other costs of the 0.6ha road area which has been invested and built by the Corporation in Ca Mau province

As at 31 December 2023, the Corporation is in the process of working with the People's Committee of Ca Mau Province to determine obligations to pay land use fees and other costs that may arise related to the determination of land use purpose of the 0.6 ha road area which has been invested and built by the Corporation in Ca Mau province.

NOTES TO THE CONSOLIDATED FINANCIAL STATEMENTS (Continued)

FORM B 09-DN/HN

35. RELATED PARTY TRANSACTIONS AND BALANCES

List of related parties with significant transactions and balances during the year:

Related parties	Relationship
Vietnam Oil and Gas Group	Parent Company
Dam Phu My Packaging Joint Stock Company	Associate
Viet Nam Petrochemical and Fiber JSC	Associate
PetroVietnam Urban Development Joint Stock Company	Associate
Petro Vietnam Ca Mau Fertilizer Joint Stock Company	Company under Vietnam Oil and Gas Group
Petro Vietnam Gas Joint Stock Corporation	Company under Vietnam Oil and Gas Group
Vietsovpetro Joint Venture	Company under Vietnam Oil and Gas Group
PTSC Phu My Port Joint Stock Company	Company under Vietnam Oil and Gas Group
PVI Holdings	Company under Vietnam Oil and Gas Group
Vietnam Petroleum Institute	Company under Vietnam Oil and Gas Group
Petro Vietnam Security Service Joint Stock Company	Company under Vietnam Oil and Gas Group
Petro Vietnam Transportation Corporation	Company under Vietnam Oil and Gas Group
PetroVietnam Technical Services Corporation	Company under Vietnam Oil and Gas Group
PVD Trading and Technical Services Joint Stock Company	Company under Vietnam Oil and Gas Group
PTSC Thanh Hoa Port JSC	Company under Vietnam Oil and Gas Group
Petrovietnam Trade And Services Joint Stock Company	Company under Vietnam Oil and Gas Group
Vietnam Public Joint Stock Commercial Bank	Company under Vietnam Oil and Gas Group
Petro Power Renewable Energy Joint Stock Company	Company under Vietnam Oil and Gas Group
Petroleum Securities Joint Stock Company	Company under Vietnam Oil and Gas Group
PVD Trading and Technical Services Joint Stock Company	Company under Vietnam Oil and Gas Group
Petro Vietnam Chemical And Services Corporation	Company under Vietnam Oil and Gas Group
PetroVietnam University	Company under Vietnam Oil and Gas Group

NOTES TO THE CONSOLIDATED FINANCIAL STATEMENTS (Continued)

FORM B 09-DN/HN

During the year, the Corporation entered into the following significant transactions with its related parties:

	Current year VND	Prior year VND
Sales		
Petro Vietnam Ca Mau Fertilizer Joint Stock Company	127,929,716,919	146,079,718,071
Petro Power Renewable Energy Joint Stock Company	100,680,947,618	-
Petro Vietnam Gas Joint Stock Corporation	22,250,200,700	19,430,285,700
Vietsovpetro Joint Venture	9,915,044,489	8,219,111,395
PTSC Thanh Hoa Port JSC	400,000,000	396,000,000
PTSC Phu My Port Joint Stock Company	195,503,355	-
Petro Vietnam Transportation Corporation	-	1,319,760,000
Vietnam Public Joint Stock Commercial Bank	-	50,290,000
	261,371,413,081	175,495,165,166
Purchases		
Petro Vietnam Gas Joint Stock Corporation	5,197,857,025,811	5,465,081,146,347
Dam Phu My Packaging Joint Stock Company	244,877,830,362	225,497,711,280
PVI Holdings	74,298,091,250	108,780,305,300
Vietnam Oil and Gas Group	61,109,286,358	63,820,000,000
PTSC Phu My Port Joint Stock Company	18,084,275,088	13,605,479,135
Petro Vietnam Security Service Joint Stock Company	7,519,029,964	10,814,021,062
Viet Nam Petrochemical and Fiber JSC	9,558,637,383	5,408,934,288
Petro Vietnam Chemical And Services Corporation	2,171,985,286	5,160,456,000
Petro Vietnam Transportation Corporation	3,272,832,780	3,251,496,415
Petro Vietnam Ca Mau Fertilizer Joint Stock Company	1,632,813,636	-
Vietnam Petroleum Institute	1,175,482,690	-
PVD Trading and Technical Services Joint Stock Company	-	13,432,008,532
PetroVietnam University	-	1,271,900,000
	5,621,557,290,608	5,916,123,458,359
Loans paid		
Vietnam Public Joint Stock Commercial Bank	707,152,179,119	199,568,519,358
Dividends paid		
Vietnam Oil and Gas Group	1,632,098,664,756	1,166,021,265,000
Interest expenses		
Vietnam Public Joint Stock Commercial Bank	47,162,569,134	61,123,662,622

NOTES TO THE CONSOLIDATED FINANCIAL STATEMENTS (Continued)

FORM B 09-DN/HN

Significant related party balances as at the balance sheet date were as follows:

	Closing balance VND	Opening balance VND
Short-term trade receivables		
Petro Vietnam Ca Mau Fertilizer Joint Stock Company	19,670,906,460	24,988,055,543
Petro Vietnam Gas Joint Stock Corporation	4,803,714,920	6,781,403,475
Vietsovpetro Joint Venture	1,003,850,000	2,100,266,064
Viet Nam Petrochemical and Fiber JSC	1,420,967,900	1,516,672,105
PTSC Thanh Hoa Port JSC	-	108,900,000
Petro Vietnam Transportation Corporation	19,533,730	19,533,730
Vietnam Public Joint Stock Commercial Bank	-	-
	26,918,973,010	35,514,830,917
Short-term advances to suppliers		
Dam Phu My Packaging Joint Stock Company	35,271,597,750	385,794,198
Vietnam Oil and Gas Group	358,835,974	-
Petroleum Securities Joint Stock Company	107,104,115	107,107,515
PVD Trading and Technical Services Joint Stock Company	-	5,745,564,576
PetroVietnam Urban Development Joint Stock Company	-	4,860,607,417
Viet Nam Petrochemical and Fiber JSC	-	1,328,053,482
	35,737,537,839	12,427,127,188
Other short-term receivables		
Viet Nam Petrochemical and Fiber JSC	114,209,081,543	114,209,081,543
Petrovietnam Trade and Services Joint Stock Company	110,043,267,289	110,093,267,289
Vietnam Public Joint Stock Commercial Bank	1,218,082,192	515,945,205
	225,470,431,024	224,818,294,037

NOTES TO THE CONSOLIDATED FINANCIAL STATEMENTS (Continued)

FORM B 09-DN/HN

	Closing balance VND	Opening balance VND
Short-term trade payables		
Petro Vietnam Gas Joint Stock Corporation	485,400,818,467	468,425,781,017
Dam Phu My Packaging Joint Stock Company	63,782,261,381	28,806,646,742
PVI Holdings	6,219,891,282	125,617,477
PTSC Phu My Port Joint Stock Company	1,708,113,736	3,282,822,308
Viet Nam Petrochemical and Fiber JSC	1,383,489,268	-
Petro Vietnam Transportation Corporation	-	171,661,680
PetroVietnam Technical Services Corporation	-	42,281,377,789
PVD Trading and Technical Services Joint Stock Company	-	32,969,850,656
PetroVietnam Urban Development Joint Stock Company	-	2,719,205,271
Petro Vietnam Security Service Joint Stock Company	-	1,976,260,944
Vietnam Petroleum Institute	-	43,200,000
Petroleum Securities Joint Stock Company	-	-
	558,494,574,134	580,802,423,884
Short-term advances from customers		
PVI Holdings	66,625,000	66,625,000
Vietnam Public Joint Stock Commercial Bank	-	236,207,356
	66,625,000	302,832,356
Short-term accruals		
Vietnam Oil and Gas Group	56,065,889,597	124,108,320,518
PetroVietnam Technical Services Corporation	14,923,265,513	14,923,265,513
Petro Vietnam Gas Joint Stock Corporation	-	469,082,932,421
Vietnam Public Joint Stock Commercial Bank	-	25,736,073,137
	70,989,155,110	633,850,591,589
Loans and obligations under finance leases		
Vietnam Public Joint Stock Commercial Bank	-	707,152,179,119

NOTES TO THE CONSOLIDATED FINANCIAL STATEMENTS (Continued)

FORM B 09-DN/HN

Remunerations of Executive Board, Board of Directors and Board of Supervisors:

Renumeration of Executive Board, Board of Directors and Board of Supervisors in the year as below:

Name	Title	Current year VND	Prior year VND
Mr. Hoang Trong Dung	Chairman (resigned on 27 October 2023) Member of BOD (appointed 27 June 2023)	1,856,544,776	1,738,033,235
Mr. Nguyen Ngoc Anh	Member in charge of BOD (appointed 27 October 2023) Member of BOD (resigned on 27 June 2023)	109,481,454	-
Mr. Duong Tri Hoi	Member of BOD	1,733,053,857	1,740,705,755
Mr. Trinh Van Khiem	Member of BOD	1,642,081,715	1,582,343,345
Mr. Ho Quyet Thang	Non-executive Member of BOD (appointed 27 June 2023)	608,951,838	-
Mr. Le Cu Tan	Member of BOD (resigned on 27 June 2023) Chief Executive Officer (resigned on 27 October 2023)	1,889,993,078	2,003,173,733
Mr. Louis T.Nguyen	Non-executive Member of BOD (resigned on 27 June 2023)	280,456,480	192,000,000
Mr. Dao Van Ngoc	Executive Officer in charge of Executive Board (appointed 27 October 2023 and resigned 25 January 2024) Chief Executive Officer	1,596,384,952	1,598,276,612
Mr. Cao Trung Kien	Executive Officer	1,671,906,909	1,632,079,997
Ms. Tran Thi Phuong Thao	Executive Officer	1,733,053,856	1,740,705,755
Mr. Ta Quang Huy	Executive Officer	1,565,965,524	1,447,297,476
Mr. Le Van Quoc Viet	Executive Officer (retired on 05 May 2023)	1,277,703,858	1,740,705,755
Ms. Le Thi Thu Huong	Executive Officer (resigned 15 August 2023)	1,433,213,856	1,741,165,755
Mr. Huynh Kim Nhan	Head of Board of Supervisions	1,733,053,856	1,740,705,755
Mr. Luong Phuong	Member of Board of Supervisions	290,961,702	128,000,000
Ms. Tran Thi Phuong	Member of Board of Supervisions (appointed on 27 June 2023)	500,179,022	-
Mr. Le Vinh Van	Member of Board of Supervisions (resigned on 27 June 2023)	1,085,525,407	1,438,465,302
Mr. Vo Ngoc Phuong	Chief Accountant	1,572,343,719	1,576,923,395
		22,580,855,859	22,040,581,870

NOTES TO THE CONSOLIDATED FINANCIAL STATEMENTS (Continued)

FORM B 09-DN/HN

36. SUPPLEMENTAL DISCLOSURES OF CASH FLOW INFORMATION


Unused cash and cash equivalents held by the Corporation


As at 31 December 2023, the Corporation's deposits with term under three months at Ocean Commercial One Member Limited Liability Bank (previously known as Ocean Commercial Joint Stock Bank) amounting to VND 284 billion are restricted. According to Official Letter No.5351/2016/CV-OCEANBANK dated 04 October 2016, Official Letter No.60/2018/CV-OCEANBANK dated 28 December 2018 and Official Letter No.76/2020/CV-OJB-CNHCM dated 12 August 2020, Ocean Commercial One Member Limited Liability Bank ensured the return of deposits held by its clients following the restructuring plan which has been submitted to the State Bank of Vietnam and the Government for approval. The Executive Board assessed that the Corporation's deposits will be recovered as committed by Ocean Commercial One Member Limited Liability Bank.


37. COMMITMENT

On 06 March 2015, the Corporation and Vietnam Oil and Gas Group ("Group") signed Agreement No. 141/2015/PVFCCo/TCKT-PVN/D_NVBL on the implementation of Counter Guarantee obligations for Dinh Vu Petrochemical and Fiber Joint Stock Company (now Viet Nam Petrochemical and Fiber Joint Stock Company ("VNPOLY")) related to the Group's guarantee obligations for the loans to invest Dinh Vu Polyester Fiber Plant of VNPOLY - an associate of the Corporation. Accordingly, the amount that the Corporation shall pay to the Group according to the counter-guarantee agreement is determined by the amount the Group has paid on behalf of VNPOLY multiplied by (x) the Corporation's ownership ratio in VNPOLY (25.99%).

On 10 January 2024, the Group issued Official Letter No. 171/DKVN-TCKT announcing the Corporation's guarantee obligation of USD 25,334,317.47 for VNPOLY's overdue principal of USD 97,479. 268 USD and request the Corporation to repay the Group the amount of USD 1,266,715.87 (equivalent to VND 30,961,069,384), corresponding to 25.99% of the first installment paid by the Group to VNPOLY in the 2023 according to the committed payment schedule to banks. At the reporting date of the separate financial statements for the year ended 31 December 2023, the Corporation is working with the Group to have a plan to handle this issue according to current regulations.


 Tran Xuan Thao
 Preparer


 Vo Ngoc Phuong
 Chief Accountant


 Tran Thi Phuong Thao
 Executive Officer

08 March 2024